

Raul Yzaguirre Schools for Success
Board Goals Reporting:
2021-2022 Annual Presentation to Board

September 2022



2022 Ratings

District/Campus	2019			2022		
	Overall Score	Rating	Distinctions	Overall Score	Rating	Distinctions
RYSS	90	A	0	90	A	0
T-STEM EC HS	85	B	0	85	B	0
STEM EC MS	82	B	0	80	B	1
NESTEM				88	B	0
BRYSS	94	A	6	93	A	6
PSTEM	81	B	0	94	A	5



2020-2021 Board Goals

Goal 1: Early Childhood Literacy

- The percent of 3rd grade students that score Meets Grade Level or above on STAAR Reading will increase from 14% to 46% by June 2025.

Goal 2: Early Childhood Mathematics

- The percent of 3rd grade students that score Meets Grade Level or above on STAAR Math will increase from 7% to 67% by June 2025.

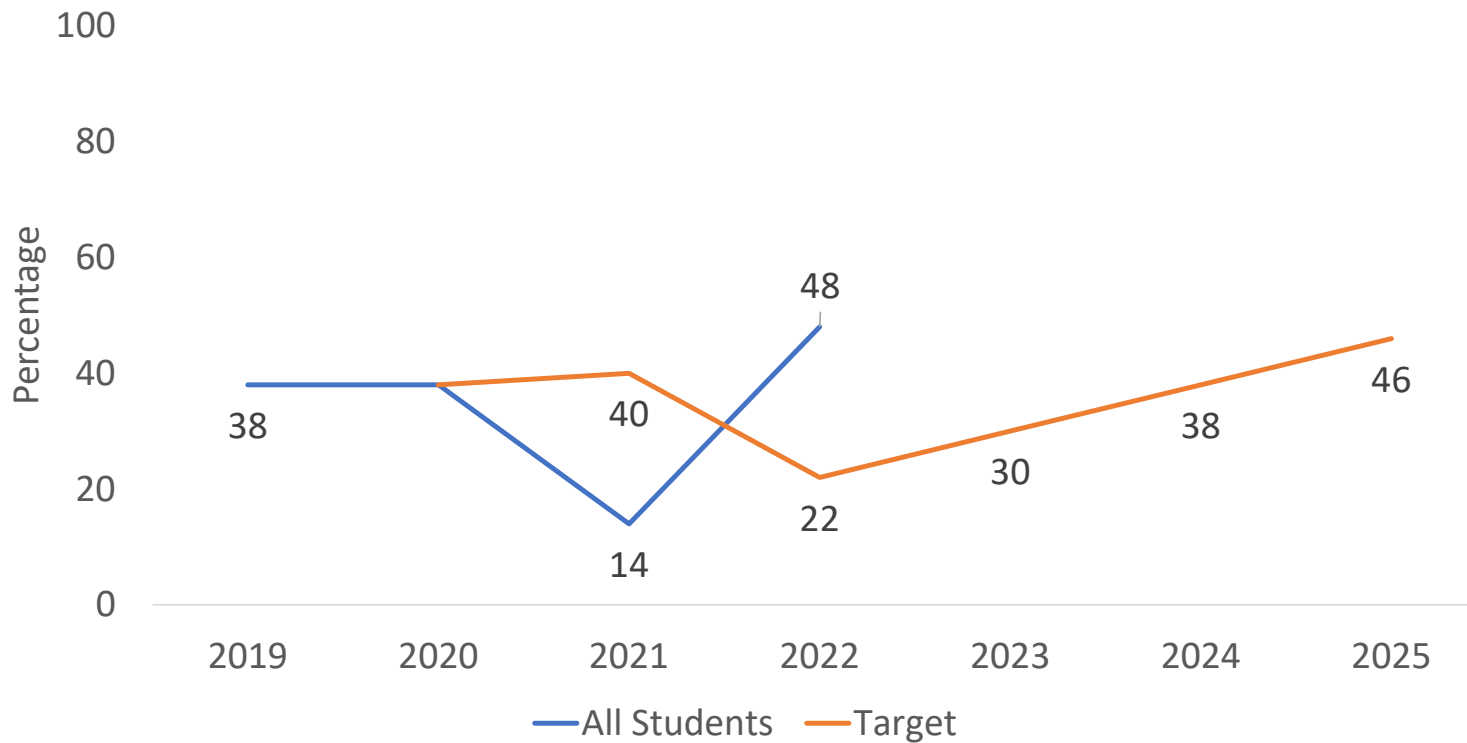
Goal 3: College, Career, and Military Readiness

- The percent of graduates that meet College, Career and Military (CCMR) criteria will increase from 45% to 63% by July 2024.



Goal 1: Early Childhood Literacy

Grade 3 STAAR Reading at the Meets Grade Level Standard or Above

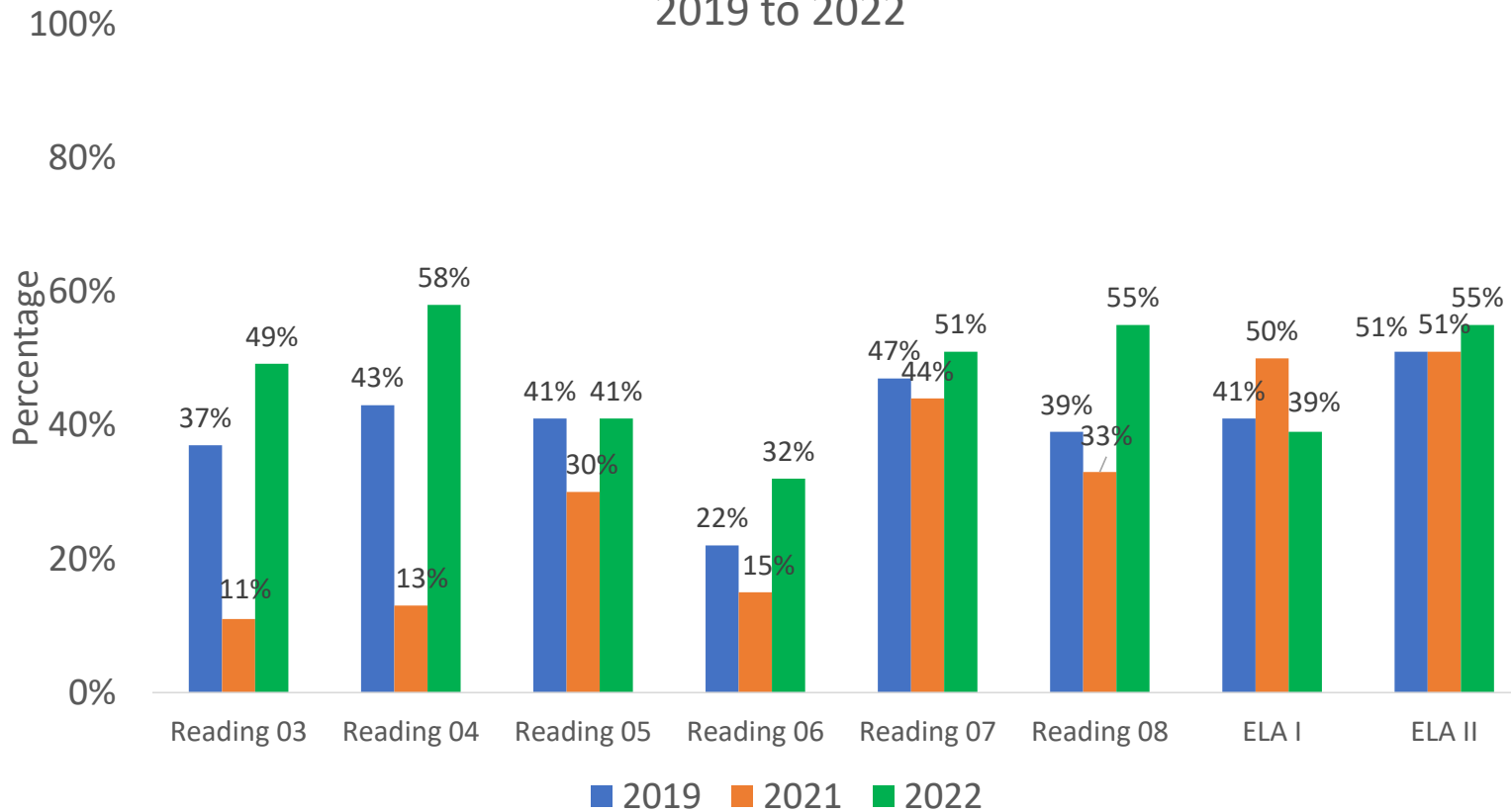


- Percentage shown reflects accountability rate for Grade 3 reading on all test versions.
- 2021 STAAR performance was significantly impacted by COVID 19 and virtual instruction.
- 2022 targets were readjusted to reflect reasonable goals based on 2021 performance.
- 2022 exceeded revised targets and 2019 performance.
- **2022 Met Target.**



Goal 1: Supporting Data

STAAR Reading Percent Meets Grade Level Standard or Above
2019 to 2022

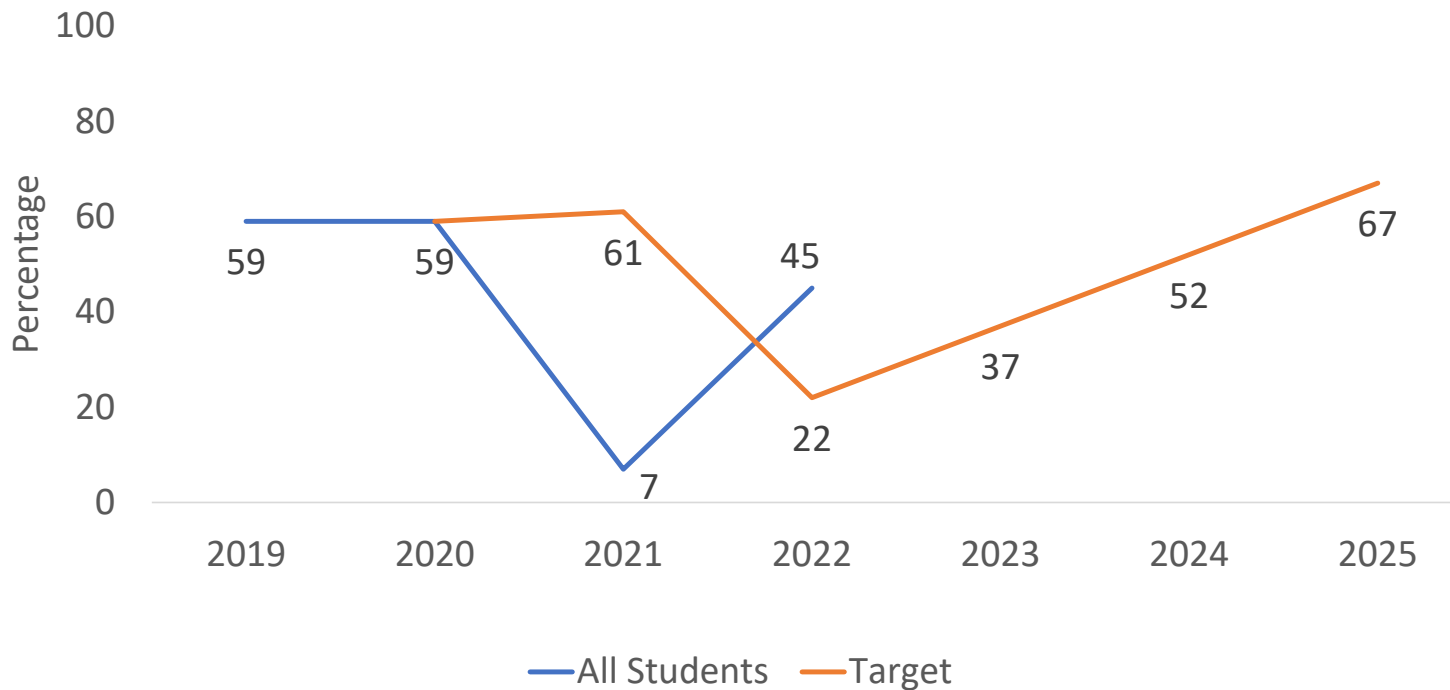


- Percentages shown reflect all students tested on the STAAR English assessment.
- Reading performance in grades 3 and 4 were impacted more from COVID (and virtual instruction) than higher grades and recovered faster in 2022 exceeding 2019 performance.
- All grades met or exceeded 2019 pre-COVID performance with the exception of English I.



Goal 2: Early Childhood Mathematics

Grade 3 STAAR Math at the Meets Grade Level Standard or Above

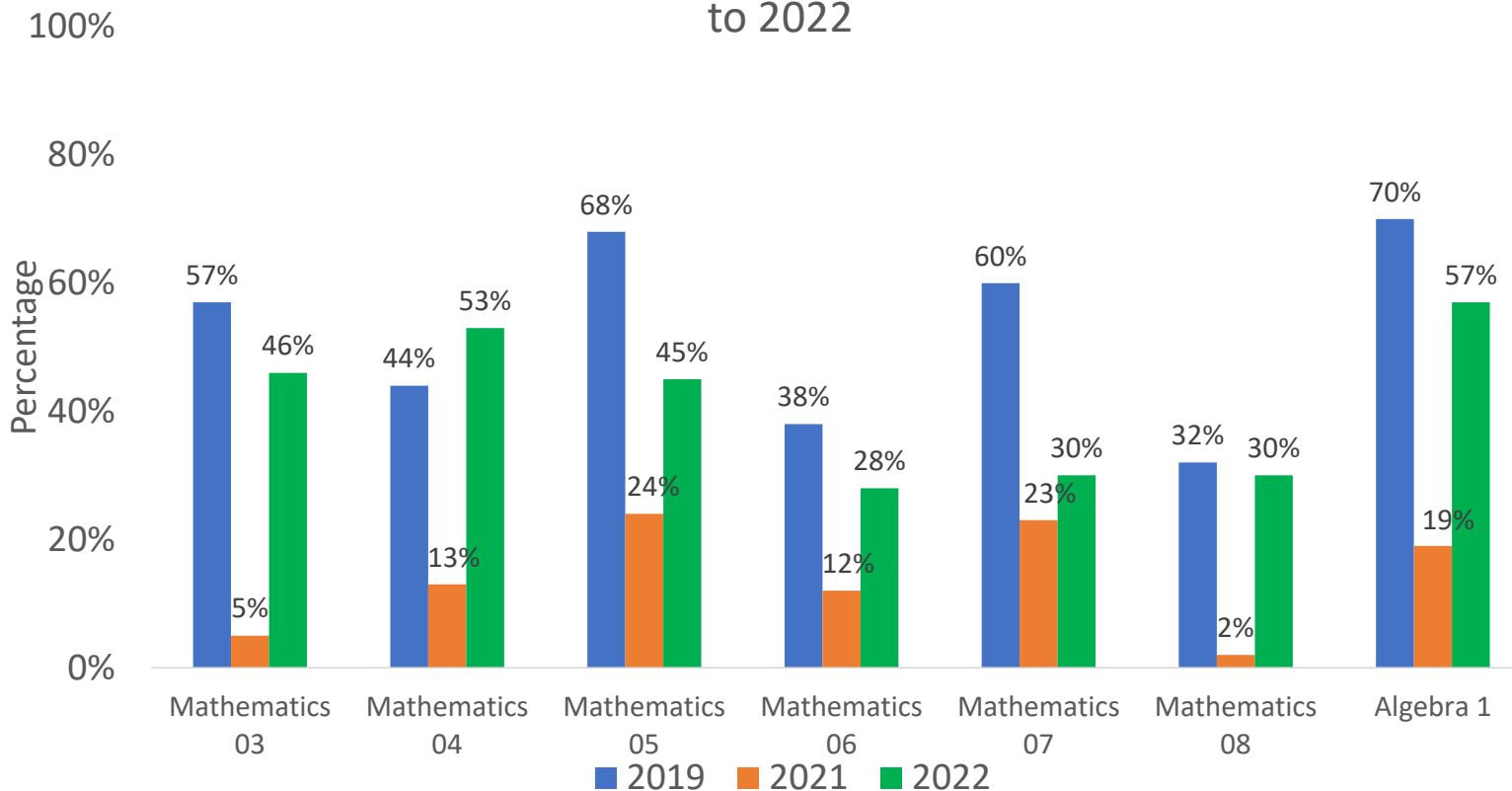


- Percentage shown reflects accountability rate for Grade 3 math on all test versions.
- 2021 STAAR performance was significantly impacted by COVID 19 and virtual instruction.
- 2022 targets were readjusted to reflect reasonable goals based on 2021 performance.
- **2022 Met Target.**



Goal 2: Supporting Data

STAAR Math Percent Meets Grade Level Standard or Above 2019 to 2022

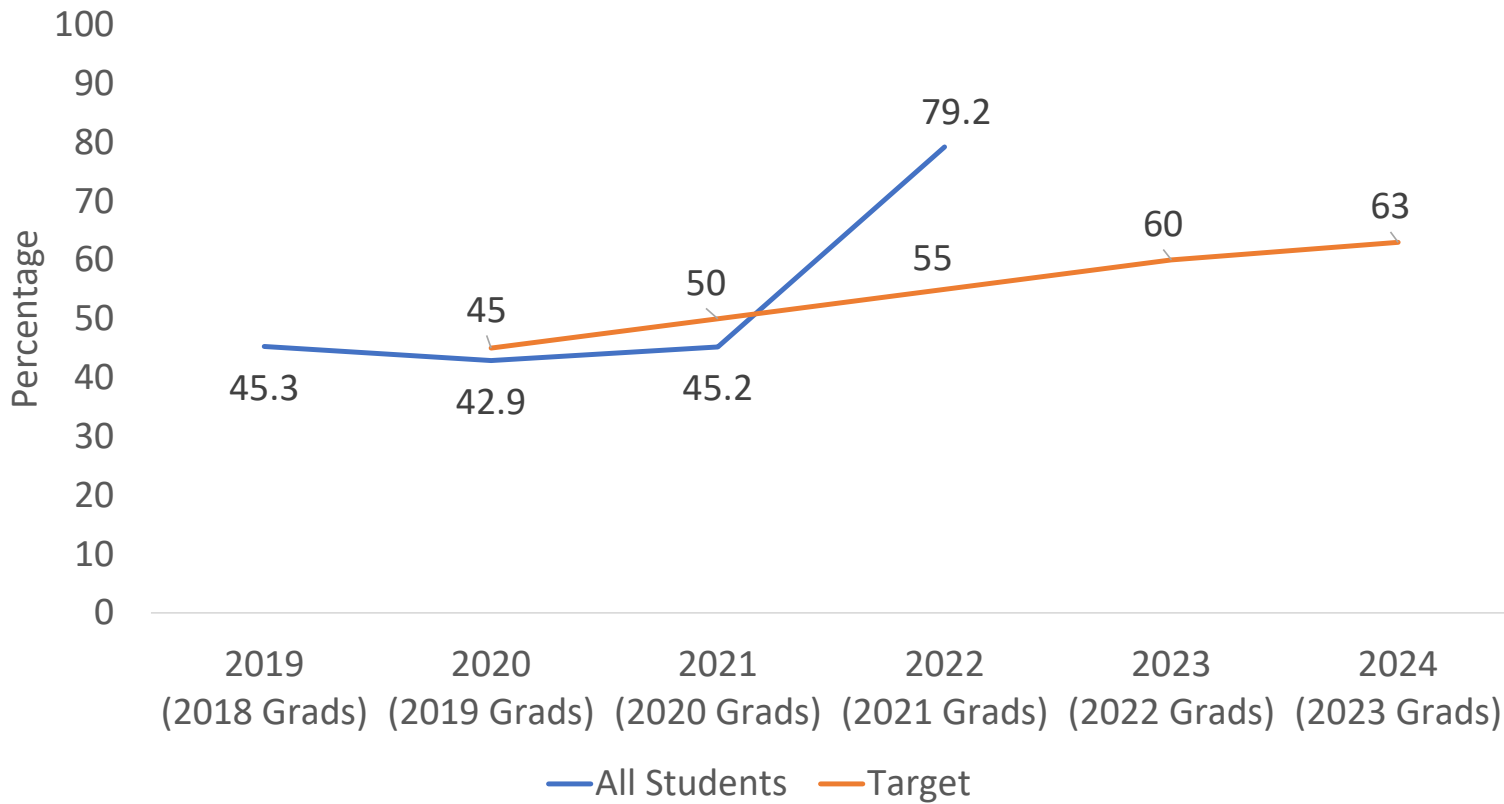


- Percentages shown reflect all students tested on the STAAR English assessment.
- Math performance in grades 3, 4, 8, and Algebra 1 recovered more in 2022 from the “COVID slide” than other grades.
- 2022 performance narrowed the gap with 2019 performance for all grades, with grade 4 performance exceeding 2019.



Goal 3: College, Career, and Military Readiness

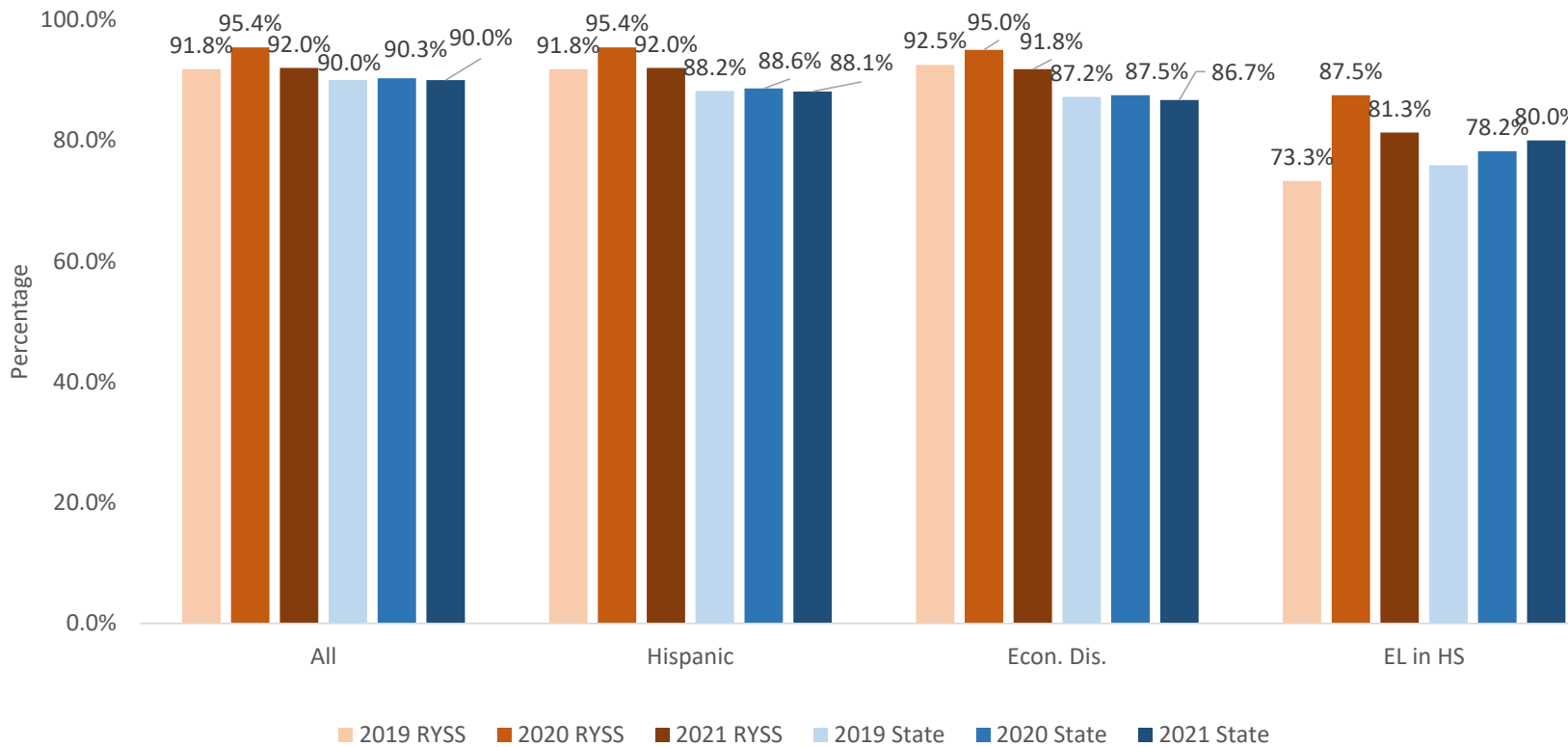
College, Career, Military Readiness



- Percentages for 2018 and 2019 graduates were recalculated to exclude 1/2 points for CTE course completion.
- Targets were readjusted to reflect the change in state calculations.
- 2022 data for the 2021 graduates **Met Target**.



RYSS Goal 3: Supporting Data Percentage of Students Graduating within Four Years



- Class of 2021 graduation rates were lower than those for the Class of 2020.
- The 2021 graduation rates reflect 3 dropouts and one continuer from a class of 50 students.
- RYSS has higher graduation rates than the state for all student groups with available data.



2021-2022 Board Goals Summary

Goal	Measure	Score	Target	Evaluation
Goal 1	Early Childhood Literacy (Grade 3 Reading)	48 ↑	22	Met
GPM 1.1	Kindergarten TxKEA Reading	61	47	Met
GPM 1.2	Grade 1 TPRI/Tejas LEE	48	55	Did Not Meet
GPM 1.3	Grade 2 TPRI/Tejas LEE	56	64	Did Not Meet
Goal 2	Early Childhood Literacy (Grade 3 Math)	45 ↑	22	Met
GPM 2.1	Grade 1 Renaissance 360 Math	15	21	Did Not Meet
GPM 2.2	Grade 2 Renaissance 360 Math	14	24	Did Not Meet
Goal 3	College, Career, and Military Readiness	79.2 ↑	55	Met
GPM 3.1	CCMR-Advanced Placement Exams	28.6	34	Did Not Meet
GPM 3.2	CCMR-Dual Credit	15.5	20	Did Not Meet
GPM 3.3	CCMR-CTE Coherent Sequence	60.7	32	Met

